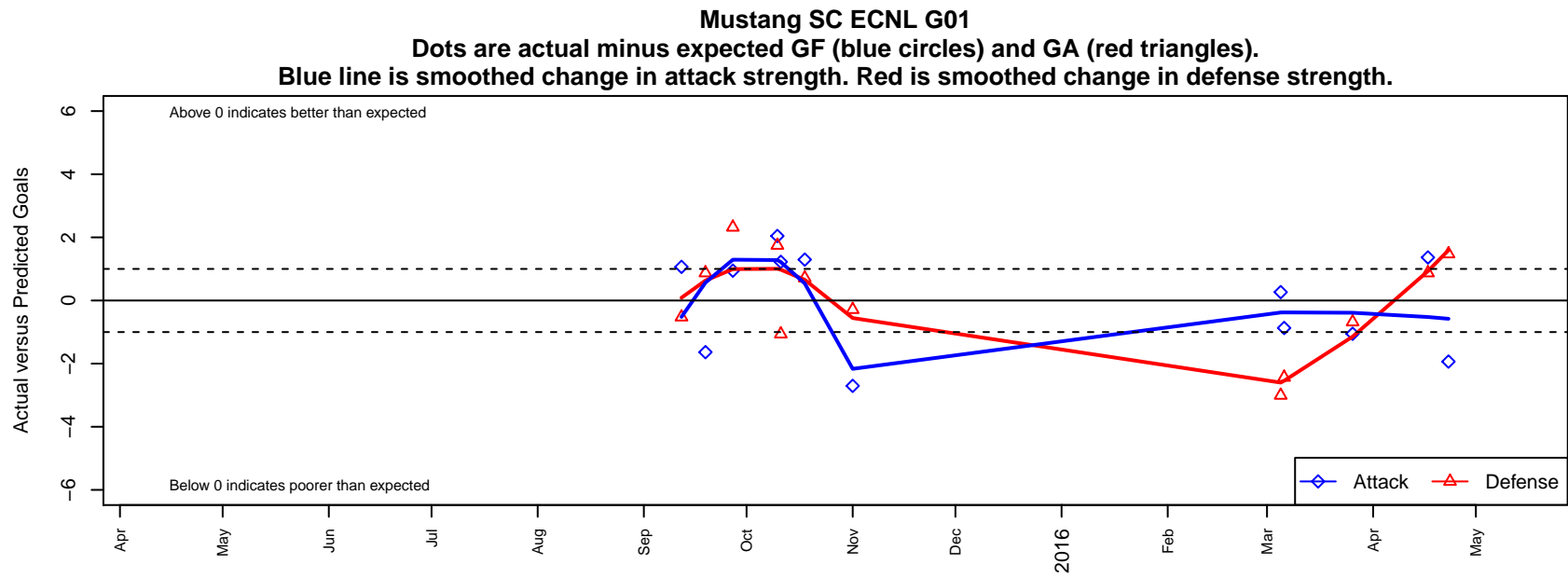


# Mustang SC ECNL G01

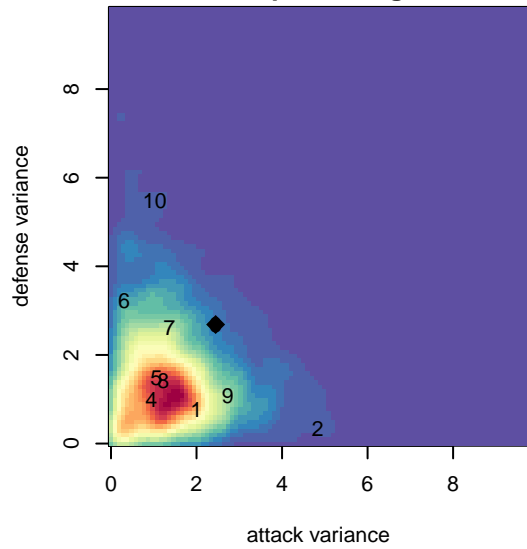
alt names used:

Venues played:  
2015 ECNL U14

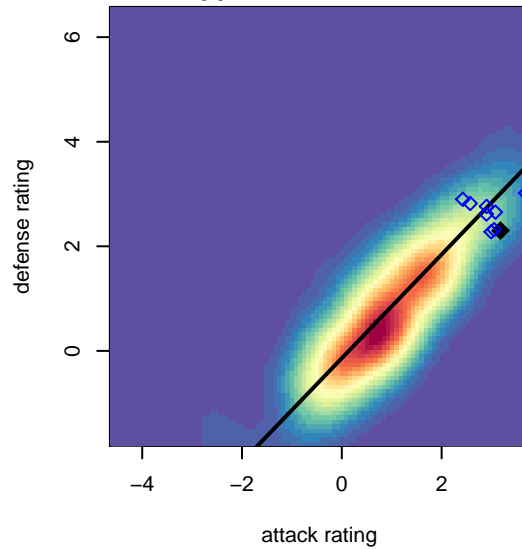
, CAN  
G01 total strength=1591  
attack=24.04 defense=9.98  
fall league = ECNL U14



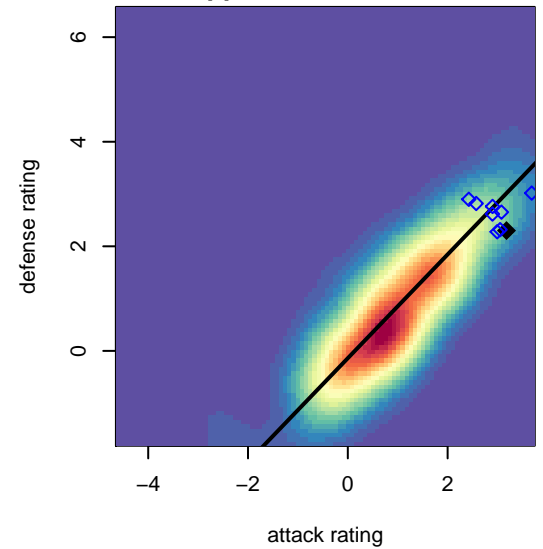
**attack and defense variance (black dot)  
relative to other teams  
and top 10 in region**



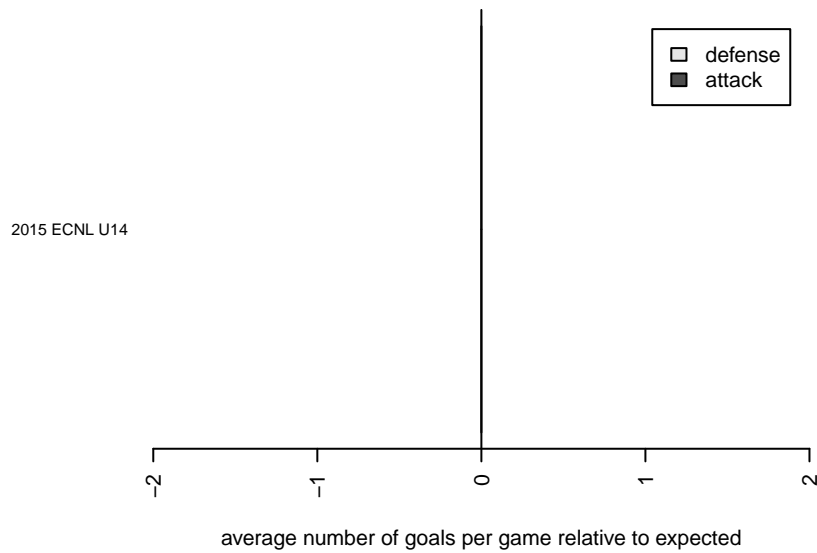
**attack and defense rating  
relative to others at age  
and all opponents in last 13 months**



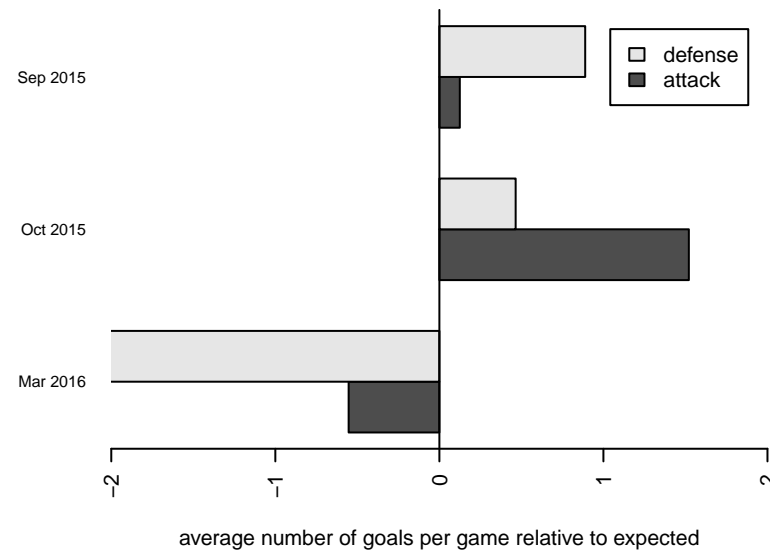
**attack and defense rating  
relative to others at age  
and all opponents in last 13 months**



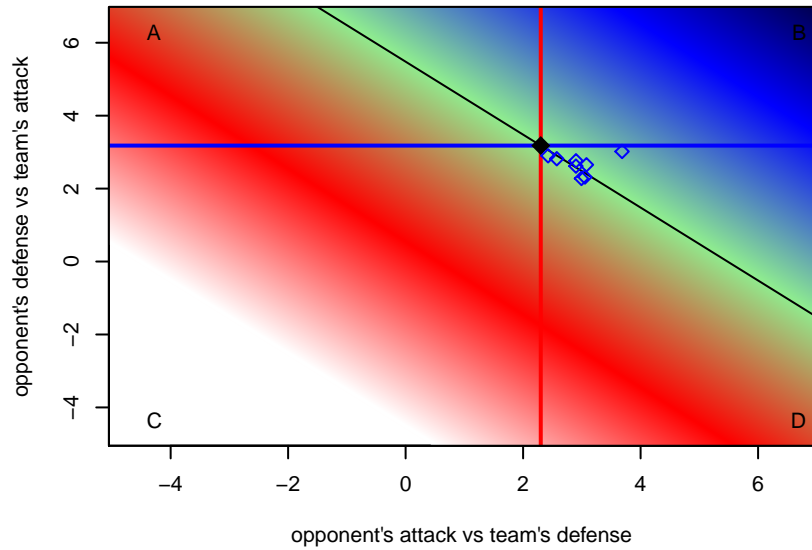
**Performance relative to 13 month average**



**Performance relative to 13 month average**



Distribution of opponents  
Red = Lose zone, Blue = Win zone, Green = Even  
Black line separates win/lose zones



lot. A=Neither has attack advantage, B=Opponent has both attack and defense advantage, C=Opponent has both attack and defense disadvantage, D=Both have

<b>date</b>	<b>home</b>		<b>away</b>		<b>venue</b>	<b>pred.home</b>	<b>pred.away</b>
2016-04-23	Mustang SC ECNL G01	0	Pleasanton Rage ECNL G01	0	2015 ECNL U14	1.93	1.47
2016-04-17	San Juan SC ECNL G01	1	Mustang SC ECNL G01	4	2015 ECNL U14	1.87	2.64
2016-03-26	Mustang SC ECNL G01	0	MVLA ECNL G01	4	2015 ECNL U14	1.05	3.32
2016-03-06	Crossfire OR United ECNL G01	4	Mustang SC ECNL G01	1	2015 ECNL U14	1.56	1.87
2016-03-05	FC Portland ECNL G01	5	Mustang SC ECNL G01	2	2015 ECNL U14	2.00	1.73
2015-11-01	Mustang SC ECNL G01	0	De Anza Force ECNL G01	2	2015 ECNL U14	2.70	1.71
2015-10-18	De Anza Force ECNL G01	1	Mustang SC ECNL G01	4	2015 ECNL U14	1.71	2.70
2015-10-11	Mustang SC ECNL G01	3	Colorado Storm ECNL G01	2	2015 ECNL U14	1.78	0.94
2015-10-10	Mustang SC ECNL G01	4	Colorado Rush ECNL G01	0	2015 ECNL U14	1.96	1.75
2015-09-27	MVLA ECNL G01	1	Mustang SC ECNL G01	2	2015 ECNL U14	3.32	1.05
2015-09-19	Mustang SC ECNL G01	1	San Juan SC ECNL G01	1	2015 ECNL U14	2.64	1.87
2015-09-12	Pleasanton Rage ECNL G01	2	Mustang SC ECNL G01	3	2015 ECNL U14	1.47	1.93